

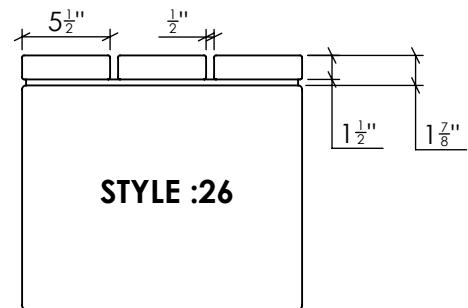
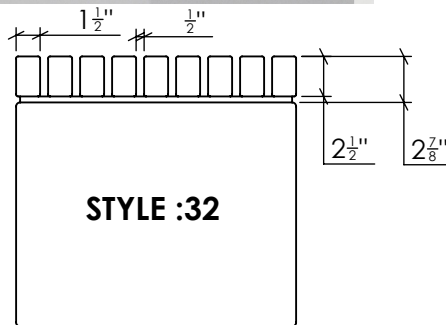
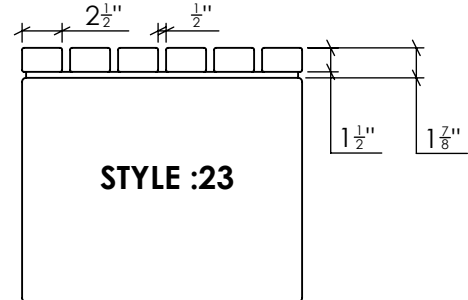
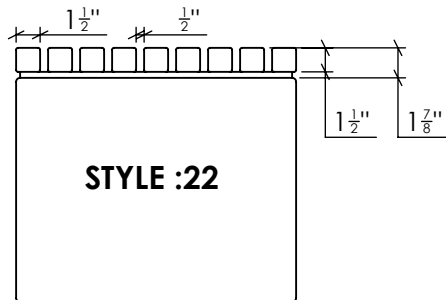



DM BRAUN


info@dmbraunco.com  
www.dmbraunco.com  
(714)-674-0855

# SEATWALL BENCH [LENGTHWISE]


## BENCH CROSS SECTION OPTIONS:




## WOOD OPTIONS:



KEBONY (K)



IPE (I)



ACCOYA (A)



# SEATWALL BENCH [LENGTHWISE]

---

Standard Depths & Lengths:



To specify, use product code builder below and specify "Seatwall Bench SWB-L-XX-X-XX.X-XX.X by DM Braun".

Product Code can also be used to request a detail from DM Braun. Custom lengths available upon request.

Product Code:

Format: SWB-L-style-wood-depth-length

SWB-L-       -       -       -

---

## Materials, Finishes, and Details:

- Designed for direct anchoring to concrete seatwalls (minimum 3,500 psi compressive strength)
- Anchoring hardware and concealed connecting plates are made entirely from stainless steel for maximum corrosion resistance and long-term durability
- Simple installation using common tools
- Finished with a UV-protecting penetrating oil to slow weathering
- Wood will naturally gray over time unless periodically refinished
- Removable design allows for easy board replacement, refinishing, or relocation
- Available in multiple standard depths and lengths
- Custom lengths available to fit site-specific conditions